

# Science Express

*A unique Science Exhibition, running on the Indian Rail Network*



# Science Express



## An Exhibition on Wheels

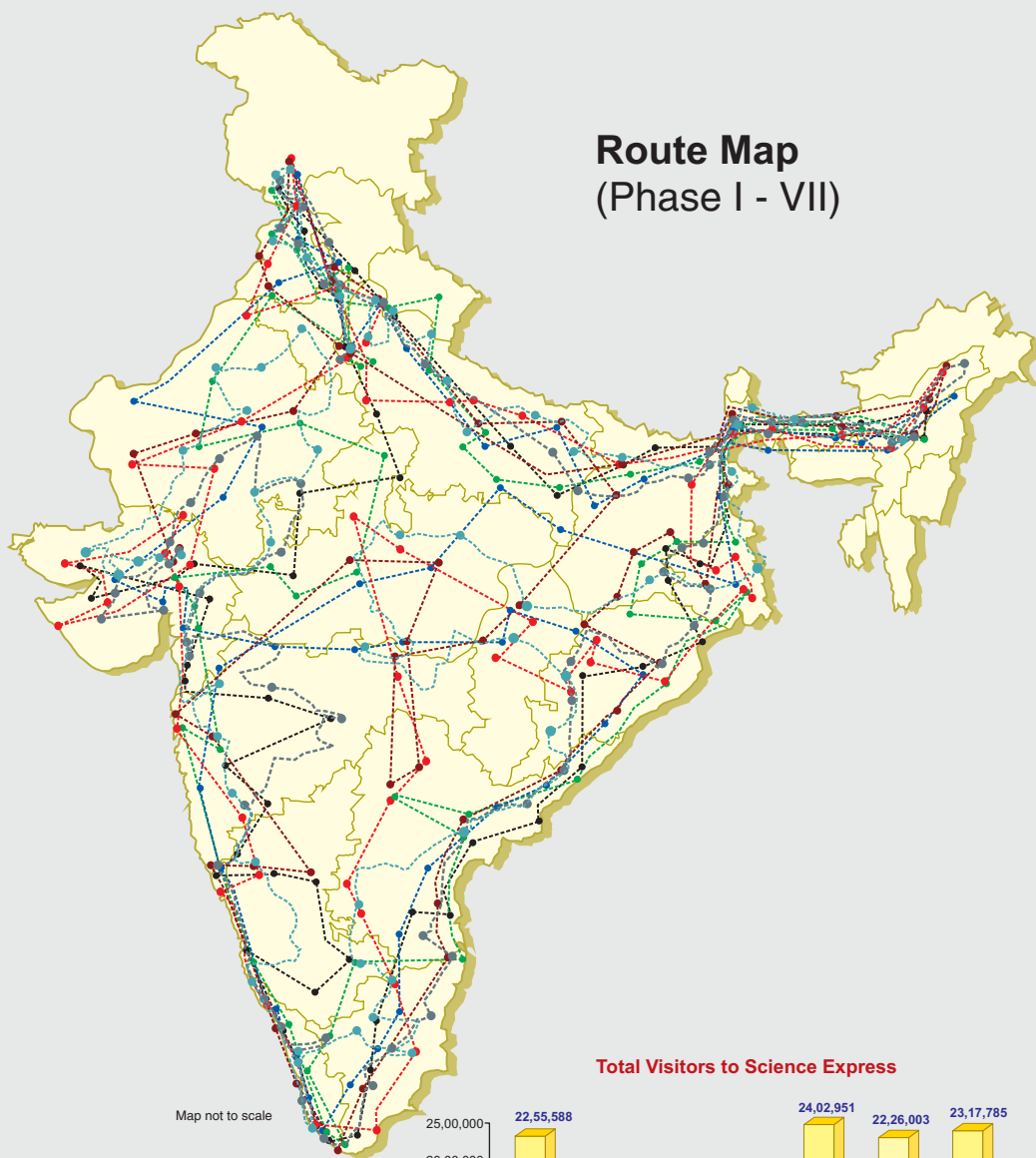
- Science Express is an initiative of National Council for Science & Technology Communication, Department of Science & Technology, GOI, managed by Vikram A Sarabhai Community Science Centre, Ahmedabad.
- It is a unique, innovative mobile exhibition mounted on a 16-coach, AC train, travelling across India for the past 7 years.
- After its Flag Off on 30 October 2007, Science Express showcased the fascinating world of science, groundbreaking discoveries, cutting-edge science & future-oriented technologies through interactive exhibits, models & videos created by Noble laureates of Max Planck Society, Germany.
- In 2012, with UN declaration of 2011-2020 as 'Decade on Biodiversity' & India holding Chair of the COP-11 to Convention of Biological Diversity, Science Express was redesigned on the theme 'Biodiversity' and from 2012 to 2014, it was running as Science Express Biodiversity Special (SEBS).
- The state-of-the-art exhibition aboard SEBS aimed at creating awareness on unique Biodiversity of India.
- Science Express also has on-board a Kids Zone, Joy of Science Lab and Teachers Orientation-cum-Discussion Centre.
- Science Express has covered over 1,22,000 km across the country, receiving more than 1.33 crore visitors at its 391 halts, over 1,404 days. It has thus become the largest, longest running and most visited mobile science exhibition, probably in the world and has created several records in its wake.



# Science Express



Journey at a glance



## Phase I

- 30 Oct 2007 - 4 Jun 2008
- 217 days • 15,000 km
- 57 halts • 22.53 lakh visitors

## Phase II

- 30 Nov 2008 - 30 May 2009
- 182 days • 17,000 km
- 51 halts • 12.37 lakh visitors

## Phase III

- 2 Oct 2009 - 27 April 2010
- 208 days • 18,000 km
- 56 halts • 16.20 lakh visitors

## Phase IV

- 4 Dec 2010 - 16 Jun 2011
- 194 days • 18,000 km
- 57 halts • 12.48 lakh visitors

## Phase V

(Biodiversity Special)

- 5 June 2012 - 22 Dec 2012
- 205 days • 18,000 km
- 52 halts • 24.02 lakh visitors

## Phase VI

(Biodiversity Special)

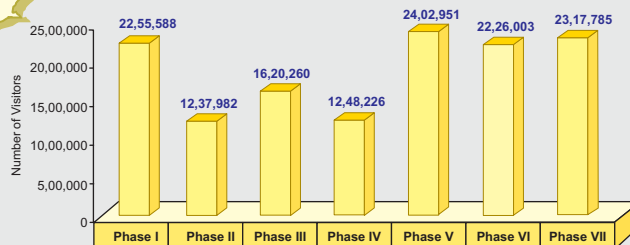
- 9 Apr 2013 - 28 Oct 2013
- 204 days • 19,000 km
- 62 halts • 22.26 lakh visitors

## Phase VII

(Biodiversity Special)

- 28 July 2014 - 06 Feb 2015
- 194 days • 17,000 km
- 56 halts • 23.17 lakh visitors

**Total Visitors to Science Express**



# Science Express




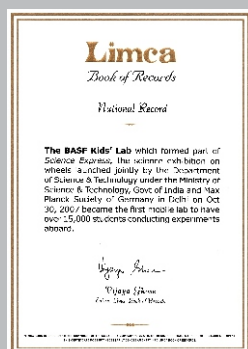


## Phase I-VII Achievements

### Science Express - Milestones

- Total Visitors: ~ 1.33 Crore
- Schools: ~ 31,798
- Students: ~ 28,82,347
- Teachers: ~ 1,54,536
- General Visitor: ~ 92,96,227
- Students:
  - In JOS lab: ~ 3,41,088
  - In Kids Zone: ~ 1,00,073
  - In platform & outreach: ~ 5,28,892
- 1000+ VIPs/ Heads of Institutions
- Distance Traveled: ~ 1.22 lakh kms
- No. of Halts: ~ 391
- No. of Exhibition Days: ~ 1404
- Six Limca Book of Records
- Over 230 trained Science Communicators
- Extensive Media Coverage



### Some Records



### For more details

**National Council for Science & Technology Communication**  
**Department of Science & Technology**  
Technology Bhavan, New Mehrauli Road, New Delhi - 110 016, India  
Tel: +91 11 26521865, 26590302, Web: [www.dst.gov.in](http://www.dst.gov.in)

**Vikram A Sarabhai Community Science Centre**  
Navrangpura, Ahmedabad - 380 009, India  
Tel: +91 79 26302914, 26306160  
Email: [vascsc@gmail.com](mailto:vascsc@gmail.com) Web: [www.vascsc.org](http://www.vascsc.org)

More information on  
[www.sciencexpress.in](http://www.sciencexpress.in)